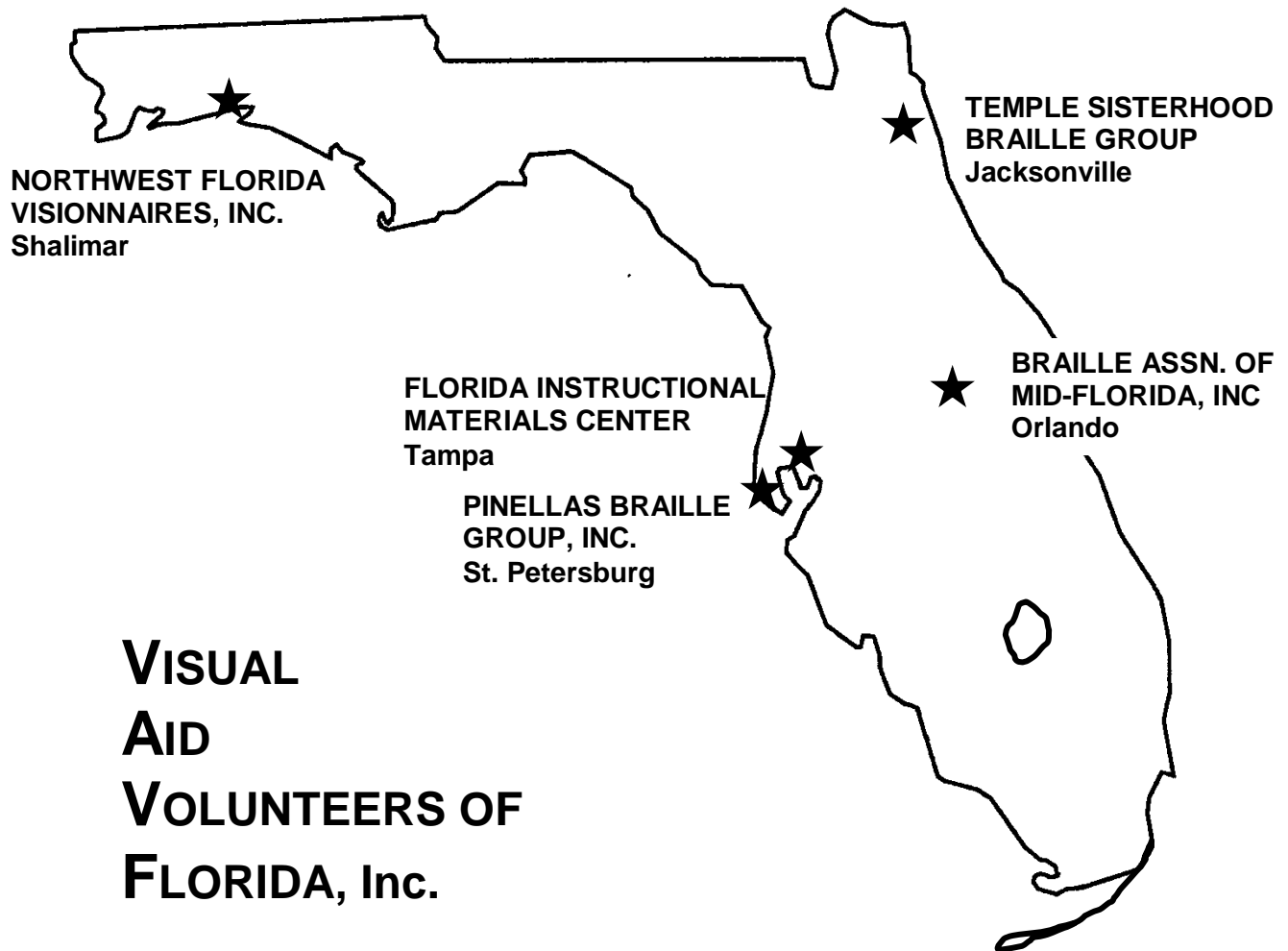


**We're Inviting You to Join Us
For The
2019 VISUAL AID VOLUNTEERS OF FLORIDA
ANNUAL CONFERENCE**

April 29 - May 1, 2019

"Dedication Makes the Difference"



**STAYBRIDGE SUITES ORLANDO AIRPORT SOUTH
7450 AUGUSTA NATIONAL DRIVE
ORLANDO, FL 32822**

Phone: 407-438-2121 or Toll Free: (877) 238-8889

Fax: 407-438-2275

www.staybridgesuites.com/orlandosouth

VOLUNTEER GROUPS SERVING THE VISUALLY IMPAIRED

Braille Assoc. of Mid-Florida, Inc.
 P.O. Box 140908
 Orlando, FL 32814
 (407) 723-8813
 Braille transcribing, braille instruction,
 embossing

**Northwest Florida Visionnaires,
 Inc.**
 P.O. Box 398
 Shalimar, FL 32579
 (850) 862-4495
 Braille transcribing, large print, tactile
 graphics, music braille transcribing

Pinellas Braille Group, Inc.
 c/o Temple Beth-El
 400 Pasadena Ave. S.
 St. Petersburg, FL 33707
 (727) 347-6136
 Braille transcribing, braille instruction,
 embossing, scanning, digital
 recording

Temple Sisterhood Braille Group
 8727 San Jose Blvd.
 Jacksonville, FL 32217
 (904) 733-7078
 Braille transcribing, braille instruction,
 embossing, tactile graphics, punching
 & binding, literary, textbook

**Florida Instructional Materials
 Center for the Visually Impaired
 (FIMC)**
 4210 West Bay Villa Ave.
 Tampa, FL 33611
 (800) 282-9193
 Elementary through High School
 textbooks

TABLE OF CONTENTS

Acronyms	4
From the President	5
Conference at a Glance	6
Workshops at a Glance	7
Workshop Descriptions	10
Meet Our Presenters	16
Hotel Information	20
Registration Forms	21

ACRONYMS

(used in this document)

APH American Printing House for the Blind

www.aph.org

APH for the Blind promotes independence of blind and visually impaired persons by providing specialized materials, products, and services needed for education and life.

BANA Braille Authority of North America

www.brailleauthority.org

The mission of the BANA is to assure literacy for tactile readers through the standardization of braille and/or tactile graphics. The purpose of BANA is to promote and to facilitate the uses, teaching, and production of braille.

DBT Duxbury Braille Translator (braille translation software)

www.duxburysystems.com

EBAE English Braille - American Edition

FIMC-VI Florida Instructional Materials Center for the Visually Impaired

www.fimcvi.org

FIMC-VI is a statewide resource center designed to assist schools in obtaining specialized materials for students with visual impairments. FIMC-VI serves students with visual impairments enrolled in Florida's public and private schools and teachers in those schools, both exceptional student educators and regular educators, who work with visually impaired students.

FSDB Florida School for the Deaf and Blind

www.fsdb.k12.fl.us

FSDB is a fully accredited state public school and outreach center available tuition-free to eligible Pre-K and K-12 deaf/hard of hearing or blind/visually impaired students. Comprehensive educational services at FSDB are individualized, specific to the unique communication and accessibility needs of each student to develop independence and lifelong success.

NBA National Braille Association, Inc.

www.nationalbraille.org

NBA is a non-profit organization dedicated to providing continuing education to those who prepare braille, and to providing braille materials to persons who are visually impaired.

UEB Unified English Braille

VAVF Visual Aid Volunteers of Florida

www.vavf.org

The purpose of VAVF is to provide reading and instructional materials in a tactile or audio format to persons in Florida who are blind or visually impaired.

VAVF is Pleased to Invite You to the 2019 FLORIDA CONFERENCE OF VOLUNTEERS SERVING THE VISUALLY IMPAIRED

VAVF has much to be excited about at this year's conference. We have quite a variety of informative workshops planned for braille transcribers, teachers of the visually impaired and others who produce tactile and auditory instructional materials. As you will see when you peruse the workshops, the presenters are varied in their expertise as well as where they call home. Many are from our home state of Florida, but just as many are from other states as well. You could say this conference is a "national" event! Some are our very own VAVF members and others come to us from outside organizations. Each and every presenter is an expert in their field!

You'll find workshops focused on braille, tactile graphics, technology, and various other topics. Braille topics include things like UEB, Nemeth within UEB and Braille Formats. Technology topics include things like Duxbury, Braille2000, BrailleBlaster, and the use of technology for yourself or others. We are pleased to offer training in basic repair of the braillewriter, too. This is open to anyone (family, friends, co-workers...) who may have a knack for all things mechanical, no braille knowledge needed! This is a need Florida has to help schools and/or private individuals keep their braillewriters in good working order. There's testing, transcribers, image descriptions (ever tried to do that?), and scanning. Take your time and see what will fit you best. Any of the workshops will be worth your time!

You'll love what this year's VAVF Conference has to offer! So, take a close look at the conference schedule, make your workshop selections, then complete and submit the Conference Registration Form soon. Go ahead and make your hotel reservation now--you can always cancel if your plans must change. (We would be sad!) Remember to tell the hotel that you are with the VAVF Conference to get the conference room rate. Paying for the room though VAVF will allow you to avoid paying taxes on your room. For those of you who need to submit travel requests to your school districts or agencies, be sure to do so ASAP. Let us know if you need additional documentation or assistance in making the process work for you. We'll gladly help. There is contact information at the bottom of the registration form.

We hope that you will plan to join us in **Orlando** on **April 29 - May 1, 2019** so that you too can see and feel how VAVF's "Dedication Makes a Difference"!


Linda Bero,
President, VAVF



See you at the
Conference!

CONFERENCE AT-A-GLANCE

Sunday, April 30



5:00 - 7:00 Welcome Reception
Pre-Registration

Monday, April 29

8:00 Registration
8:30 - 10:00 Workshops
10:00 - 10:30 Break
10:30 - 12:00 Workshops
12:00 - 1:00 VAVF Luncheon
1:00 - 2:00 VAVF Annual Meeting &
Installation of Officers
2:00 - 3:30 Workshops
3:30 - 4:00 Break
4:00 - 5:30 Workshops

Tuesday, April 30

8:00 Registration
8:30 - 10:00 Workshops
10:00 - 10:30 Break
10:30 - 12:00 Workshops
12:00 - 2:00 Lunch on Your Own
2:00 - 3:30 Workshops
3:30 - 4:00 Break
4:00 - 5:30 Workshops













Wednesday, May 1

8:00 Registration
8:30 - 10:00 Workshops
10:00 - 10:30 Break
10:30 - 12:00 Workshops

WORKSHOPS AT-A-GLANCE















Monday, April 29

Session	Workshop		
8:30 - 10:00	101  Devices for VI Students Lesa Kretschmer Jose Cintron	102-A  UEB: Advanced Cindi Laurent	103  FL Standardized Assessments Format Kathy Krempleski
10:30 - 12:00	104  New Transcriber's Toolbox Jeni Wood Mariann Witengier	102-B  UEB: Advanced Cindi Laurent	105  Formats for Teachers: Just the Basics Linda Bero
2:00 - 3:30	106  Alphabetical Lists Lynnette Taylor	107-A  Braille2000: Beginning Cindi Laurent	108-A  SWIFT and MathType for Duxbury Susan Christensen
4:00 - 5:30	109  Odd Formats: Menus, Puzzles, etc. Lynnette Taylor	107-B  Braille2000: Beginning Cindi Laurent	108-B  SWIFT and MathType for Duxbury Susan Christensen







WORKSHOPS AT-A-GLANCE

Tuesday, April 30

Session	Workshop		
8:30 - 10:00	201  Tips, Tricks, and Tech Susan Christensen	202-A  Braille Writer Repair: Basic Carl Jacobson	203  Accessing Graphics: Imports from Multiple Sources Lucia Hasty
10:30 - 12:00	204  Image Descriptions Katherine Padgett	202-B  Braille Writer Repair: Basic Carl Jacobson	205  3D and Other Confusing Graphics Lucia Hasty
2:00 - 3:30	206-A  Nemeth with UEB: Switching Gears Lindy Walton	202-C  Braille Writer Repair: Basic Carl Jacobson	207-A  Scanning with Omni-Page Pat Gray
4:00 - 5:30	206-B  Nemeth with UEB: Switching Gears Lindy Walton	202-D  Braille Writer Repair: Basic Carl Jacobson	207-B  Scanning with Omni-Page Pat Gray

WORKSHOPS AT-A-GLANCE

Wednesday, May 1

Session	Workshop		
8:30 - 10:00	301-A  <i>BrailleBlaster: New Features, Infinite Possibilities</i> William Freeman	302-A  <i>Braille2000: Advanced</i> Bob Stepp Meg Wagner	303  <i>Graphics for Readers in Lower Grades</i> Lucia Hasty
10:30 - 12:00	301-B  <i>BrailleBlaster: New Features, Infinite Possibilities</i> William Freeman	302-B  <i>Braille2000: Advanced</i> Bob Stepp Meg Wagner	304  <i>Tables & Charts</i> Lynnette Taylor

Key:



Braille



Technology



Tactile Graphics



Other

WORKSHOP DESCRIPTIONS

Monday, April 29



8:30 - 10:00

Workshop 101

Devices for VI Students

Lesa Kretschmer, Jose Cintron

This workshop will cover braille devices that support reading, writing and math, science and social studies including:

- Braille Note Taker - which combines the accessibility of a note taker with the power and efficiency of a modern tablet
- Braille Displays - electronic braille display for mainstream computer applications and iOS devices
- Braille Embossers - high quality braille and graphics wirelessly and affordably

Workshop 102-A

UEB: Advanced

Cindi Laurent

This two-part workshop will look at some of the more difficult aspects of the Unified English Braille code. We will discuss the rules and then walk through examples that demonstrate how the rules should be applied.

Workshop 103

Florida Standardized Statewide Assessments Format

Kathy Krempleski

This workshop will provide an overview of the Florida Standardized Statewide Assessment testing system and its components. Then, as permissible by the Florida Department of Education, it will delve into the specific formatting of the various item types.

10:30 - 12:00

Workshop 104

New Transcriber's Toolbox

Jeni Wood, Mariann Witengier

What is a transcriber and what does a transcriber do? We will discuss in detail the answer to these questions as well as teach you the unique lingo used in discussing all-things-braille. We will also discuss where to find the answers to making your life as a transcriber easier.

Workshop 102-B

UEB: Advanced

Cindi Laurent

Workshop 102-A continued.

Workshop 105

Formats for Teachers: Just the Basics

Linda Bero

This workshop will cover the most basic of print-to-braille formatting topics while considering how the placement of braille on a page impacts the braille reader. The focus will be on foundational formats that are basic to everyday use in the classroom. It's not just about which dots we use, it's about where we put those dots!

2:00 - 3:30

Workshop 106

Alphabetical Lists

Lynnette Taylor

This workshop will discuss indexes, glossaries, and bibliographies. Glossaries in foreign languages will be included.

Workshop 107-A

Braille2000: Beginning

Cindi Laurent

Attendees of this workshop should be prepared to use their own computers to walk through the basics of transcribing braille using the Braille2000 program. We will start with scanned files and then see how to best utilize the strengths of B2K to create braille with efficiency and accuracy.

Workshop 108-A

SWIFT and MathType for Duxbury

Susan Christensen

This two-part session focuses on DBT's SWIFT add-in for Microsoft Word, which makes using the BANA template easier. I will provide an overview of SWIFT, as well as an introduction to using MathType for math production.

Feel free to bring your computer and follow along. Make sure the latest versions of DBT and SWIFT are installed. If you have MathType 6.9, it does not need to be updated. MathType 7 (requires DBT 12.3 or newer) can be downloaded for a 30-day trial. <http://dessci.com/en/products/mathtype/default.htm>

4:00 - 5:30

Workshop 109

Odd Formats: Menus, Puzzles, etc.

Lynnette Taylor

This workshop will include menus, puzzles, business cards, and shape poetry. If attendees would like other oddities discussed, please let Lynnette know in advance so she can find examples. dandltaylor@att.net

Workshop 107-B

Braille2000: Beginning

Cindi Laurent

Workshop 107-A continued.

Workshop 108-B

SWIFT and MathType for Duxbury

Susan Christensen

Workshop 108-A continued.

Tuesday, May 2

8:30 - 10:00

Workshop 201

Tips, Tricks, and Tech

Susan Christensen

Working with source files (teacher prepared, pdf, PowerPoint, Bookshare, etc.) can be very frustrating. I will share my updated approaches on how to handle them and prepare them for braille software import. If you have a problematic source file you wish to share, please send it to Susan ahead of time, chrn3292@gmail.com.

This workshop will also be an opportunity for everyone to share braille and UEB resources.

Note: I will be demonstrating some great functionality beyond OCR in ABBYY FineReader 14 (current version at the time of this writing). Feel free to download a 30-day trial copy before the workshop if you wish to follow along. <https://www.abbyy.com/en-us/lp/finereader14-download-free-trial/> (this downloads the corporate version, but pay for standard version if you decide to buy)

Workshop 202-A
Braille Writer Repair: Basic
Carl Jacobson

Participants will see how to disassemble and reassemble the Braille Writer, how we use the manual and tools. There will be many opportunities to ask questions about the demonstration, as well as learn introductory tips and techniques to diagnose common Braille problems. Participants will also learn about the Braille Repair Shop. They will see pictures of FSDB students working on the Braille and how the Braille Repair Shop Student Training Program teaches job readiness skills.

Workshop 203
Accessing Graphics: Imports from Multiple Sources
Lucia Hasty

Finding images that are close to ready for a tactile graphic is a huge time saver. With a growing number of sites available, you will need to know how to navigate the various file formats of the images and convert them to a format you can use and how to make the changes needed for your student.

10:30 - 12:00 **Workshop 204**
Image Descriptions

Katherine Padgett, APH

Describing images can be difficult! Please join us to discuss this transcriber challenge, as well as resources and tips to make the task easier. Feel free to bring images you've struggled with in the past and see if together we can brainstorm ways to describe them.

Workshop 202-B
Braille Writer Repair: Basic
Carl Jacobson

Workshop 202-A continued.

Workshop 205
3D and Other Confusing Graphics
Lucia Hasty

This workshop will explore complex images, such as 3-dimensional and pictorial, and discuss ways to best present the information to the tactile reader. Bring images that you have found to be a challenge to discuss during the session. Examples of successes and failures are welcome!

2:00 - 3:30

Workshop 206-A

Nemeth with UEB: Switching Gears

Lindy Walton

This workshop will look at math examples from many grade levels, focusing on when to switch to Nemeth Code and where to place the switch indicators.

Workshop 202-C

Braille Writer Repair: Basic

Carl Jacobson

Workshop 202-A continued.

Workshop 207-A

Scanning with Omni Page

Pat Gray

This workshop will cover scanning tips for using the Omni-Page scanning program.

4:00 - 5:30

Workshop 206-B

Nemeth with UEB: Switching Gears

Lindy Walton

Workshop 206-A continued.

Workshop 202-D

Braille Writer Repair: Basic

Carl Jacobson

Workshop 202-A continued.

Workshop 207-B

Scanning with Omni Page

Pat Gray

This workshop will cover tips for preparing a scanned file for Braille2000.

Wednesday, May 3

8:30 - 10:00 Workshop 301-A
Braille Blaster: New Features, Infinite Possibilities
William Freeman

The possibilities with BrailleBlaster have expanded greatly in the past year. It is now possible to open EPUB3, DOCX, and other document types. Together we will create classroom materials quickly and easily using Word and BrailleBlaster. We'll also go over how you can prepare entire novels for your students in record time for free.

Workshop 302-A
Braille2000: Advanced
Bob Stepp & Meg Wagner

A presentation of some less-obvious features of Braille2000 V2. Topics will include math input, import character substitutions, code changing (EBAE to/from UEB, etc.), managing page layouts, inserting special characters and boxing lines. There will be time reserved in each session to take questions on any aspect of Braille2000.

Workshop 303
Graphics for Readers in Lower Grades
Lucia Hasty

Until young students learn sufficient reading vocabulary, a great deal of print information is presented in picture or image form. For braille readers, that doesn't always work well. We will review images for early learners and design textbook pages to best present the images.

10:30 - 12:00 Workshop 301-B
Braille Blaster: New Features, Infinite Possibilities
William Freeman

Workshop 301-A continued.

Workshop 302-B
Braille2000: Advanced
Bob Stepp & Meg Wagner

Workshop 302-A continued.

Workshop 304
Tables & Charts
Lynnette Taylor

This workshop will be a discussion on the various ways to handle them, when you can't do something as a table, and will include items such as footnotes and interior headings.

MEET OUR PRESENTERS



Linda Bero

Linda is a full time transcriber for the School District of Manatee County. She earned her Literary Certificate in 2006, her Statement of Proficiency in UEB in 2016 and has enjoyed brailleing for the last 14 years. Linda is always looking for efficient ways to produce braille and tactile graphics all the while maintaining accuracy. Assignments come in many different formats and each one has its own challenges. Seldom is she not able to find a way to get the information in a form that is meaningful for the student.

Susan Christensen

Susan started her braille journey over 35 years ago. She developed and maintains the Word/DBT BANA template, which has been a DBT feature for more than 12 years. Susan gets a kick out of figuring out techniques to help streamline braille production. Her latest interest is preparing accessible pdf files.

Jose Cintron

Jose, Florida Vision Technology's Speech and Braille Training Manager, has been a Braille teacher at FSDB and for the Division of Blind Services. He has worked with the Apple accessibility department as a tester and had his own business teaching iOS, web accessibility consulting and creating braille books for young children in other countries. Currently Jose travels extensively throughout Florida conducting workshops and hands-on training workshops. Jose is a people person and loves making connections one-on-one and in group settings.

William Freeman

William is a graduate of Berea College, a tuition-free college in Berea, Kentucky. He has a bachelor's degree in English and was hired at the American Printing House for the Blind as a transcriber. His love of braille and technology caused him to be promoted to the position of software tester at APH.

William has worked on BrailleBlaster with a small team of developers for five years. As an avid reader, he believes that braille literacy is key to a student's success both in school and life. BrailleBlaster's purpose is to reduce and eliminate barriers to learning with braille.

Pat Gray

Pat was born in Dublin, Ireland, where she lived until 1983 when her family started travelling. They lived in Germany, Libya, UAE and Italy going back to Ireland in between. She and her husband came to the U.S. in 1997 while their children stayed in Europe. They now have three beautiful grandchildren who live in London, U.K.

In 2001, while watching the news on TV one evening, Pat heard about the Temple Sisterhood Jacksonville Braille Group. She went to an Orientation where Thelma Liebowitz spelled out the fact that we would have to study and do homework! We were not to miss any classes. Even though she went to Ireland for Christmas and over stayed until February, she let Pat return to continue with the classes and, as they say, the rest is history. Pat loves doing braille and learned about scanning early on. Being lazy and needing to get books into braille quickly, scanning has come to the rescue. It does need to be proofread as normal though because things can scan incorrectly.

Lucia Hasty

Lucia is retired from teaching students with blindness or visual impairment, and from director of a state instructional materials center. Her passion is tactile graphics and providing students access to the images in their educational materials. She conducts 6-8 intensive trainings per year covering topics in production, teaching with, and learning through tactile graphics.

Lucia is a co-author of the BANA Guidelines and Standards for Tactile Graphics, has presented nationally and internationally and serves on a number of research and development advisory boards. She is actively involved with DIAGRAM, a Department of Education-funded project of Benetech. She also works with Touch Graphics on their many accessible museum projects.

Carl Jacobson

Carl's training started with a Bachelor of Science Degree in Visual Disabilities though Florida State University (the world's best kept secret) and a Master of Education in Educational Administration, at the University of North Florida. He has been working at Florida School for the Deaf and the Blind (FSDB) for 17 years. During that time, he also married his beautiful wife Danielle, and they are working on raising their wonderful daughter Harper.

Carl's primary role at FSDB is as an Orientation and Mobility Instructor. He holds certifications in orientation and mobility as well as teacher of the visually impaired. His secondary role with the school is to repair Perkins Braille.

The Braille Repair Shop at FSDB began 5 years ago. Carl has completed the Perkins Braille Technician course at the Perkins School for the Blind. He has been running the repair shop for the past 2 years (after work hours of course). While working in the shop he mentors four students, where together they service an inventory of over 200 Braille. His goals are to branch out and establish a student-training program that will service braille from all over. Furthermore, he feels it is important to increase the interest of others in the art of braille repair.

Kathy Krempleski

Kathy has worked as a District Resource Teacher with Florida Instructional Materials Center for the Visually Impaired (FIMC-VI) since April 2014. With the re-organization of FIMC-VI, she is now the Braille and Accessible Assessments Specialist. In this role, Kathy works extensively within the Florida Standardized Statewide Assessment process year-round assisting with item reviews and proofreading. Prior to that, Kathy worked as an itinerant teacher of the visually impaired for 17 years. She has held National Board Certification as a Teacher, Exceptional Needs Specialist Early Childhood through Young Adult. She has a Master's degree in Social Work (USF) and a Bachelor's degree in Visual Disabilities (FSU). She has attended numerous trainings on UEB, including sessions at the National Braille Association's 2016 and 2017 Conference. She is progressing through the UEB transcriber's course to become a certified transcriber.

Lesa Kretschmer

Lesa, Founder and CEO of Florida Vision Technology and South Florida Vision Summit, has worked in the Low Vision and Blindness field over 25 years. Lesa has worked extensively with individuals age 3 to 105, occupational therapists, low vision doctors, Lighthouses, Veterans Administration, Division of Blind Services and a spectrum of Educational and Government Institutions. She has conducted hundreds of seminars, workshops and vision fairs around the state. Florida Vision Technology's current team includes five visually impaired employees.

Cindi Laurent

Cindi has been transcribing braille since 1994. She is certified in Literary, Nemeth and Formats and has also received the UEB Letter of Proficiency. Cindi has served on the board of the National Braille Association for 10 years and is currently the chair of the NBA Formats Committee. In 2019, she will begin a two year term as President of NBA. She has also served as the chair of the BANA Formats Committee since 2013. Cindi is the Coordinator for Volunteer Braille Services in Golden Valley, Minnesota where she has worked for over 15 years.

Katherine Padgett

Katherine is a certified literary braille transcriber and soon to be certified literary braille proofreader. At APH she works with publishers to edit tests and assessments prior to braille transcription, which includes writing many picture descriptions. With a Master's Degree in Library and Information Science, she enjoys conducting research to learn new information and finding the best resources to aid in her quest for knowledge. Applying these skills comes in handy when figuring out the best way to present images and print content in braille transcriptions.

Bob Stepp and Meg Wagner

Because Bob played double-bass, he met Bettye Krolick (a violinist whose husband was Professor of Double-bass at UIUC). Because Bettye's father-in-law was blind, she learned braille and music braille. When she showed Bob that music Braille is hard to plan in advance, he created ED-IT for the Apple computer (1977). Bettye became President of NBA and by that position, computer preparation of braille became widely known. In the 80's FIMC began using Apple computers to produce braille and later needed and sponsored a modern tool, ED-IT PC (1993). Braille2000 replaced it in 2000. Meg Wagner (who also played double-bass in high school) was one of the early users of computer tools and quickly became indispensable to Florida transcribers and has traveled the state for FIMC giving training sessions for ED-IT, then EDIT-PC, then Braille2000.

Lynnette Taylor

Lynnette has been a member of Temple Sisterhood Braille Group and VAVF for almost 30 years. Braille has been her avocation for all of those years and a joy for her even when she had to braille materials she heartily disliked.

As Lynnette nears the end of her braille life, she is in awe of the new people coming in and in their dedication during this time of transition. A willingness to learn and change is common in transcribers and a great asset to both of the groups of which she is a member.

Lindy Walton

For 17 years Lindy was one of two braille transcribers in the Madison public schools. Now that she has retired, she continues to accept math and science transcription requests from several organizations. Lindy also is a mathematics braille advisor for the Braille Certification Training Program offered by the National Federation of the Blind. For the past 3 years she has been working on the revised edition of "An Introduction to Braille Mathematics" using UEB and the Nemeth Code. Lindy also continues to serve on the Nemeth Code committee for the National Braille Association. Lindy loves what she does!

Mariann Witengier

Mariann was an exceptional education teacher for 38 years. She was primarily a TVI (teacher of the visually impaired), but also taught physically impaired and multiply impaired students at various levels during that time. Mariann became a certified brailist in 2007. She is a strong advocate for braille literacy, so getting certified was a high item on her "bucket list". Mariann has been active with the Braille Association of Mid-Florida, Inc. (BMFL) and is also currently serving on the VAVF Board. She is the current president of BMFL and is finishing up her third round as braille instructor for BMFL and looks forward to a half dozen or more new transcribers in 2019. On the VAVF Board she is the current chair of the VAVF Scholarship Committee.

Jeni Wood

In 2014 Jeni became certified in EBAE and in 2018 received her UEB Proficiency Certification. Jeni is currently employed by Seminole County Public Schools as their braille transcriber. She has held this position since March of 2016. Jeni is a VAVF Board member as well as a Director on the Board of the Braille Association of Mid-Florida.

HOTEL INFORMATION

Staybridge Suites Orlando Airport South

7450 Augusta National Drive, Orlando, FL 32822
(about 2 miles from Orlando International Airport)
Tel: (407) 438-2121 Fax: (407) 438-2275



Hotel Reservation

- You will need to make your own hotel reservation.
- Call the hotel at (407) 438-2121 or Toll Free: (877) 238-8889 to make the reservation. Let them know you are attending the VAVF Conference.
- The conference rates are effective 3 days before and after the conference.
- When making the reservation, a personal credit card number is needed.
- \$99 for 1 king; \$109 for 2 queens – payment may be made through VAVF to get these rates, tax free.

Hotel Payment

- You may pay for your hotel either through VAVF or directly yourself. If you choose to pay the hotel directly, you will be responsible for applicable taxes. If you choose to have VAVF pay your hotel as part of your conference registration, there will be no taxes charged to you.
- If more than one person is in a room, please have one person from the room include the hotel payment in their registration.
- Your Luncheon, Conference and Hotel may be included in one check.
- Send payment before **March 29, 2019** to get the VAVF rates. VAVF will make a single payment to the hotel for all rooms paid for by that date. After that date, market rates plus 12.5% taxes apply.

Hotel Guests

- Free Full Buffet Breakfast
- Complimentary Manager's Reception in the Great Room
5:00-6:45 pm Sunday
5:30-7:30 pm Monday, Tuesday
- Swimming Pool, Fitness Room, Free Wireless Internet, Free Local Phone Calls, Refrigerator and Microwave in Every Room

About Hotel

- Three floors with the meeting rooms located on the second floor, to the left upon exiting the elevator.
- Elevator access to the upper floors.
- Dining Room, also referred to as the Great Room, is on the first floor, to the left as you exit the elevator. The VAVF Luncheon and annual meeting will be held there.

Name: _____

CONFERENCE REGISTRATION

Visual Aid Volunteers Of Florida Annual Conference April 29 - May 1, 2019

Name: _____

Address: _____

City/State/Zip: _____

Phone: _____

E-mail: _____

Professional Organization (if any): _____

Job Title: _____

Braille Group Affiliation (if any): _____

Position: _____

Please check all that apply:

- VAVF member
- VAVF Associate Member
- New Member
- Teacher of the Visually Impaired
- Orientation & Mobility Instructor
- Certified transcriber
- Non-certified transcriber
- Other instructional staff
- Other non-instructional staff
- Family/companion of attendee
- Business/Community (APH, Lighthouse, ...)
- State Agency (FIMC, DOE, DBS, ...)
- Student (K-12, college/university)

I will need workshop materials in:

- Braille
- Large Print

My braille specialties are:

- EBAE
- UEB
- UEB Math
- Formats
- Nemeth
- Nemeth within UEB
- Music
- Proofreading

Other visual aid specialties:

- Recording
- Tactile Graphics

LUNCHEON MENU (Monday)

COUNTRY CLASSIC BBQ

BBQ Pulled Pork and Chicken Breast

(Gluten Free option: Chicken Breast sautéed with garlic, onions and peppers - must be ordered on registration form)

Baked Beans

Sweet Corn Cobbettes

Corn Bread

Garden Salad

Dessert



Name: _____

WORKSHOP PREFERENCES

Workshops are numbered from #101 - #304. Please note that some workshops are presented in two or more parts, identified by A, B and so on. Choose 1 workshop per time slot. Handouts will first go to those who sign up by March 29, 2019.

Monday, April 29	
8:30 - 10:00	<input type="checkbox"/> 101 Devices for VI Students <input type="checkbox"/> 102-A UEB: Advanced <input type="checkbox"/> 103 FL Standardized Assessments Format
10:30 - 12:00	<input type="checkbox"/> 104 New Transcriber's Toolbox <input type="checkbox"/> 102-B UEB: Advanced <input type="checkbox"/> 105 Formats for Teachers: Just the Basics
2:00 - 3:30	<input type="checkbox"/> 106 Alphabetical Lists <input type="checkbox"/> 107-A Braille2000: Beginning <input type="checkbox"/> 108-A SWIFT and MathType for Duxbury
4:00 - 5:30	<input type="checkbox"/> 109 Odd Formats: Menus, Puzzles, etc. <input type="checkbox"/> 107-B Braille2000: Beginning <input type="checkbox"/> 108-B SWIFT and MathType for Duxbury

Tuesday, April 30	
8:30 - 10:00	<input type="checkbox"/> 201 Tips, Tricks, and Tech <input type="checkbox"/> 202-A Braille Writer Repair: Basic <input type="checkbox"/> 203 Accessing Graphics: Imports from Multiple Sources
10:30 - 12:00	<input type="checkbox"/> 204 Image Descriptions <input type="checkbox"/> 202-B Braille Writer Repair: Basic <input type="checkbox"/> 205 3D and Other Confusing Graphics
2:00 - 3:30	<input type="checkbox"/> 206-A Nemeth with UEB: Switching Gears <input type="checkbox"/> 202-C Braille Writer Repair: Basic <input type="checkbox"/> 207-A Scanning with OnmiPage
4:00 - 5:30	<input type="checkbox"/> 206-B Nemeth with UEB: Switching Gears <input type="checkbox"/> 202-D Braille Writer Repair: Basic <input type="checkbox"/> 207-B Scanning with OnmiPage

Wednesday, May 1	
8:30 - 10:00	<input type="checkbox"/> 301-A BrailleBlaster: New Features, Infinite Possibilities <input type="checkbox"/> 302-A Braille2000: Advanced <input type="checkbox"/> 303 Graphics for Readers in Lower Grades
10:30 - 12:00	<input type="checkbox"/> 301-B BrailleBlaster: New Features, Infinite Possibilities <input type="checkbox"/> 302-B Braille2000: Advanced <input type="checkbox"/> 304 Tables & Charts

Name: _____

MEMORIAL SCHOLARSHIP FUND CONTRIBUTION

In order to acknowledge your contribution, please complete the information below and a card will be sent to the family of the honoree with your brief message.

Family/Honoree Name: _____

Address: _____

City/State/Zip: _____

Given in memory/honor of: _____

Occasion/Brief Message: _____

NEW MEMBER APPLICATION

Membership in VAVF is based on the calendar year, January-December. If you wish to join VAVF at this time, your membership will be valid now through Dec. 31, 2019.

I would like to be a:

- Member (\$15 yr)
- Booster Member (\$20 yr, additional financial support for VAVF)
- Associate Member (\$5 yr, spouse or other family members)
- Lifetime Member (\$150, may be paid in \$50 installments over 3 years)

Braille Certifications & Year
(If you are currently studying for or waiting for results, please indicate that too, good luck!)

- EBAE _____
- UEB _____
- Formats _____
- Nemeth _____
- Music _____
- Proofreading _____

Other Visual Aid Specialties:

- Recording
- Tactile Graphics
- Other _____

I would like to receive the VAVF Newsletter and other correspondence in the following format:

- Digital
- Print
- Braille

Name: _____

ALL-IN-ONE PAYMENT FORM

Mark Your Selection		Amount
CONFERENCE REGISTRATION		
<input type="checkbox"/>	VAVF Member/Associate Member postmarked BEFORE 3/29/19	\$ 45.00
<input type="checkbox"/>	VAVF Member/Associate Member postmarked AFTER 3/29/19	55.00
<input type="checkbox"/>	VAVF Non-Member postmarked BEFORE 3/29/19	65.00
<input type="checkbox"/>	VAVF Non-Member postmarked AFTER 3/29/19	75.00
<input type="checkbox"/>	One-Day VAVF Non-Member, 1st Time Attending	25.00
LUNCHEON & ANNUAL VAVF BUSINESS MEETING		
<input type="checkbox"/>	VAVF Luncheon Monday, April 29th <input type="checkbox"/> Gluten Free option	21.00
<input type="checkbox"/>	VAVF Annual meeting only Seating will be provided for those not attending the Luncheon.	-
HOTEL (if paying thru VAVF)		
<input type="checkbox"/>	1 King \$99/day <input type="checkbox"/> Apr 28 <input type="checkbox"/> Apr 29 <input type="checkbox"/> April 30 <input type="checkbox"/> May 1 (List additional days) _____ Enter total cost. ▶	
<input type="checkbox"/>	2 Queens \$109/day <input type="checkbox"/> Apr 28 <input type="checkbox"/> April 29 <input type="checkbox"/> April 30 <input type="checkbox"/> May 1 (List additional days) _____ Enter total cost. ▶	
CONTRIBUTION		
<input type="checkbox"/>	Memorial Scholarship Fund Enter contribution amount. ▶	
NEW MEMBER OR RENEWAL (Membership for Calendar Year 2019)		
<input type="checkbox"/>	Regular Member	15.00
<input type="checkbox"/>	Booster Member	20.00
<input type="checkbox"/>	Associate Member	5.00
<input type="checkbox"/>	Lifetime Member Enter Amount. ▶	
One Check Does It All! Make checks payable to: <u>VAVF, Inc.</u>		TOTAL \$

Mail all applicable forms and check to:
VAVF, Inc.
c/o Linda Bero
11531 84th St. Cir. E.
Unit #102
Parrish, FL 34219-2812

If you have any questions:
Lucia Hasty
email: lucia@tactilegraphics.org